



Republic of the Philippines

**National Electrification Administration**

**MEMORANDUM No. 2007-009**

20 March 2007

TO : ALL ELECTRIC COOPERATIVES (ECs)

SUBJECT : CY 2006 CATEGORIZATION AND CLASSIFICATION OF ECs

Calendar Year 2006 performance level of ECs shows relatively notable rating results despite the successive strong typhoons which devastated the electric distribution systems in some of the EC coverage areas during the second and last quarters of the year.

For the year under review, some observations are:

1. Fifty-two (52) ECs attained Category A+ while thirteen (13) remained under Category E.
2. Six (6) ECs garnered perfect score of 100 points including TARELCO I which is the first in Luzon Mainland under the EPIRA environment.
3. While fifteen (15) ECs achieved single digit system loss, it remains to be the most critical factor in attaining efficiency in operations.
4. Some ECs showed improvement in their collection performance resulting to the increase in national average level of 96% from 95% in 2005.
5. Impressively, Region VII maintained its record of being the best region for having all ten (10) member ECs rated Category A+.

To survive in the present era of competition, we advise all ECs to revisit their plans, programs and strategies to ensure attainment of targets and goals.

Those with good ratings are encouraged to continue to strive for the best and those which need further improvement should re-assess existing programs, and implement more aggressive strategies to address major problems and concerns.

And finally, since this yearly assessment is performance-driven, the results of the 2006 Categorization and Classification as attached, shall serve as the basis for the upward and downward adjustments on per diems and allowances. Compliance is strictly enjoined. These shall take effect on 01 April 2007.

  
EDITA S. BUENO  
Administrator

NATIONAL ELECTRIFICATION  
ADMINISTRATION

IN REPLYING, PLS. CITE: #OR010183



NER-0R010183

*Handwritten initials and date:*  
3-20-07



**Republic of the Philippines**  
**National Electrification Administration**

19 March 2007

**MEMORANDUM**

**FOR: THE ADMINISTRATOR**

**FROM: THE CATEGORIZATION AND CLASSIFICATION COMMITTEE**

**SUBJECT: Calendar Year (CY) 2006 Categorization and Classification of Electric Cooperatives (ECs)**

=====

The year 2006 proved to be very challenging for NEA and the ECs as they faced series of natural calamities while coping with the reforms in the power industry. It is in this context that the Committee evaluated the ECs' operational performance for CY 2006, result of which follows:

**I. CATEGORIZATION**

The Committee applied the same criteria as that of CY 2005, except for the following as indicated in the Advisory to all ECs dated 07 March 2007:

1) Amortization Payment to NEA

ECs with restructured loans but have regularly paid their amortizations due for the past two (2) years were given score of 20 instead of 15 points as provided in the approved criteria. This is in recognition of their efforts in meeting their loan obligations while complying with the requirements of the EPIRA.

2) Non-Power Cost

The new standard formula for non-power cost was used in the determination of the approved level in accordance with our Memorandum of 01 September 2005. It was adopted after several consultations and endorsement made by the EC Finance Managers to attune to the current needs of the industry and ensure operational efficiency in maintaining acceptable levels of solvency and stability.

Under the Barangay Energization criterion, the Committee's evaluation excluded those barangays officially waived by the ECs and have been declared by the Department of Energy (DOE) open for electric service by Qualified Third Parties (QTPs).

## Highlights of the 2006 EC Categorization:

### 1) ECs with Perfect Scores

Six (6) ECs were able to attain 100 points namely: BATANELCO, TARELCO I, PROSIELCO, DORECO, DASURECO and SIARELCO. These ECs also garnered perfect scores based on last year's categorization, except for TARELCO I with 95 point score.

### 2) Best Region

Region VII remains to be the best region for having all its ten (10) ECs maintain their A+ ratings. The very strong compact of cooperation extended by and among the member-ECs in this region deserves commendation.

### 3) Amortization Payment to NEA

A total of ninety-seven (97) ECs or 88% are current in their amortization payments to NEA (82 of which are regular loans while 15 are restructured), leaving only 13 ECs in arrears. Of the said 97 ECs, 62 have advance payments, 38 of which garnered the five (5) maximum incentive points for advance amortization of at least five (5) EQAs.

### 4) System Loss

Fifteen (15) ECs were able to attain single-digit mark, namely: MORESCO I (6.67%), CEBECO III (6.95%), DIELCO (7.05%), BOHECO I (7.30%), SIARELCO (7.92%), CELCO (8.63%), TIELCO (8.79%), DORECO (8.87%), DASURECO (9.03%), CEBECO II (9.20%), PROSIELCO (9.21%), CEBECO I (9.30%), TARELCO I (9.37%), BATANELCO (9.50%) and LANECO (9.94%). Of the 110 ECs evaluated, sixty-two (62) or 56% registered system loss within the cap of 14%.

On a regional basis, Region VII posted the lowest system loss level at 9.66%, followed by Region X (12.81%), Region VI (12.84%), CAR (13.31%), Region XI (13.51%), Region IV-B (13.45%), Region III (14.38%), Region XII (14.42%) and Region 1V-A (14.54%). These contributed to the national average of 14.29% at the end of 2006.

### 5) Collection Efficiency

Twenty-eight (28) ECs attained 100% collection efficiency on top of the additional forty-six (46) which posted collection performance within the NEA standard of 95%. Thus, a total of 74 ECs garnered maximum point scores of 15 under this criterion.

All ECs in Regions I, XI, XII and CARAGA recorded at least 95% collection efficiency. The 2006 national average was computed at 95.92%, an improvement compared to 95.21% in 2005.

## 6) Payment to GENCO and TRANSCO

Seventy-six (76) or 69% of the 110 evaluated ECs are current in the payment of their power accounts, including two (2) with restructured payment scheme. Seventy-five (75) ECs or 68% are current in their payments with TRANSCO.

There are only three (3) regions with all their respective ECs, which are current in payment with both GENCO and TRANSCO, namely: Regions IX, XI and XII.

## 7) Non-Power Cost

All ECs in five (5) regions - I, CAR, VI, XI and XII had their non-power costs within their respective approved level. A total of eighty-eight (88) out of the evaluated 110 ECs or 80% earned the maximum point score of 10 for maintaining their expenditures within their approved non-power costs level.

## 8) Barangay Energization

There are sixty-one (61) ECs which have attained the level of 100% barangay energization, as of December 31, 2006, including four (4) ECs with officially waived barangays. However, there is no single region which has energized all barangays in their respective coverage areas, as of the review date.

## 9) Demerit Points for Cash Advances

Regions I, CAR, VII, X, XII and CARAGA are the only regions where all ECs did not incur even a single demerit point.

In summary, the ECs' 2006 categorization compared with 2005 performance follows:

Category	2005	2006	Increase/ Decrease
A+	58	52	(6)
A	14	15	1
B	16	19	3
C	10	6	(4)
D	9	5	(4)
E	10	13	3
<b>Total</b>	<b>117*</b>	<b>110*</b>	
NC	3	2	
NE	0	8	

NC – Non-Complying

NE – Not Evaluated / Further Assessment

\*Including NEECO II- Area 2

The number of ECs that improved, maintained and retrogressed in 2006 as compared to 2005 are 18, 74 and 18, respectively as indicated below:

REGION	Improved	%	Maintained	%	Retrogressed	%	Total
I	0		4		0		4
II	1		3		1		5
CAR	1		4		0		5
III	4		7		2		13
IV-A	3		2		0		5
IV-B	1		2		4		7
V	1		7		2		10
VI	2		6		1		9
VII	0		10		0		10
VIII	2		7		2		11
IX	1		3		0		4
X	1		4		3		8
XI	0		3		0		3
XII	1		3		0		4
ARMM	0		3		2		5
CARAGA	0		6		1		7
<b>TOTAL</b>	<b>18</b>	<b>16%</b>	<b>74</b>	<b>68%</b>	<b>18</b>	<b>16%</b>	<b>110</b>

## II. CLASSIFICATION

For 2006, we applied the same criteria on the Classification of ECs for 2005, using the average statistical data on MWH sales, service connections and kilometers of lines, for the last three (3) years.

The resultant classification of ECs, in comparison to 2005, is summed up below:

Classification	2005	2006	Increase/ (Decrease)
ML	34	35	1
EL	36	32	(4)
L	31	26	(5)
M	10	10	0
S	8	7	(1)
<b>Total</b>	<b>119*</b>	<b>110*</b>	
NC	1	8	
NE		2	

NC – Non-Complying

NE – Not Evaluated / Further Assessment

\*Including NEECO II- Area 2

Madam, for your approval.

**THE CATEGORIZATION AND CLASSIFICATION COMMITTEE**

*Leila B. Bonifacio*  
**LEILA B. BONIFACIO**  
Member

*Benita T. Cuenco*  
**BENITA T. CUENCO**  
Member

*Isidro E. Edquila*  
**ISIDRO E. EDQUILA**  
Member

*On Field*  
**PAULINO T. LOPEZ**  
Member

*Sonia B. San Diego*  
**SONIA B. SAN DIEGO**  
Member

*Jose H. Seguban, Jr.*  
**JOSE H. SEGUBAN, JR.**  
Member

*Francisco A. Caymo*  
**FRANCISCO A. CAYMO**  
Co-Chairperson

*Milagros E. Quinajon*  
**MILAGROS E. QUINAJON**  
Chairperson

Approved:

*Edita S. Bueno*  
**EDITA S. BUENO**  
Administrator

NATIONAL ELECTRIFICATION  
ADMINISTRATION

IN REPLYING, PLS. CITE: #OR010183



NER-OR010183


*9/20/07*

**2006 CLASSIFICATION OF ELECTRIC COOPERATIVES\***

NO.	COOPERATIVES	POINT SCORE				CLASSIFICATION	
		SALES	CONNECTIONS	KM OF LINES	TOTAL POINT SCORE	2005	2006
1	BATELEC II	40	30	30	100	ML	ML
2	BENECO	40	30	30	100	ML	ML
3	DANECO	40	30	30	100	ML	ML
4	CENPELCO	40	30	30	100	ML	ML
5	SOCOTECO II	40	30	30	100	ML	ML
6	INEC	40	30	30	100	ML	ML
7	ISELCO I	40	30	30	100	ML	ML
8	ALECO	40	30	25	95	ML	ML
9	CENECO	40	30	25	95	ML	ML
10	BATELEC I	40	30	25	95	ML	ML
11	ISECO	35	30	25	90	ML	ML
12	ANECO	40	25	25	90	ML	ML
13	PENELCO	40	30	20	90	ML	ML
14	TARELCO I	35	30	25	90	ML	ML
15	ZAMSURECO I	35	25	30	90	ML	ML
16	CAPELCO	35	25	30	90	ML	ML
17	COTELCO	35	25	30	90	ML	ML
18	ILECO I	35	25	30	90	ML	ML
19	QUEZELCO I	30	30	25	85	ML	ML
20	NORECO II	35	25	25	85	ML	ML
21	ORMECO	30	25	30	85	ML	ML
22	ZAMCELCO	40	25	20	85	ML	ML
23	DASURECO	35	25	25	85	ML	ML
24	PELCO II	40	25	20	85	ML	ML
25	LUELCO	35	25	25	85	ML	ML
26	CEBECO II	35	25	25	85	ML	ML
27	FIBECO	30	25	30	85	ML	ML
28	ZANECO	30	25	30	85	ML	ML
29	SOCOTECO I	35	25	25	85	ML	ML
30	BOHECO I	30	25	30	85	ML	ML
31	CANORECO	30	25	30	85	ML	ML
32	CASURECO II	40	25	20	85	ML	ML
33	VRESKO	35	25	25	85	EL	ML
34	AKELCO	35	25	25	85	EL	ML
35	CAGELCO I	35	25	25	85	EL	ML
36	CEBECO I	30	25	25	80	EL	EL
37	TARELCO II	35	25	20	80	EL	EL
38	ILECO II	30	25	25	80	EL	EL
39	ZAMSURECO II	30	25	25	80	EL	EL
40	PELCO III	40	20	20	80	EL	EL
41	LANECO	25	25	30	80	EL	EL
42	ASELCO	30	25	25	80	EL	EL
43	CAGELCO II	30	25	25	80	EL	EL
44	MAGELCO	30	20	30	80	EL	EL

**2006 CLASSIFICATION OF ELECTRIC COOPERATIVES\***

NO.	COOPERATIVES	POINT SCORE				CLASSIFICATION	
		SALES	CONNECTIONS	KM OF LINES	TOTAL POINT SCORE	2005	2006
45	BUSECO	30	25	25	80	EL	EL
46	PELCO I	35	25	20	80	EL	EL
47	LEYECO V	30	25	20	75	EL	EL
48	NEECO I	30	25	20	75	EL	EL
49	NEECO II- Area I	30	25	20	75	EL	EL
50	SUKELCO	30	20	25	75	EL	EL
51	NEECO II- Area II	30	25	20	75	EL	EL
52	DORECO	30	25	20	75	EL	EL
53	BOHECO II	25	25	25	75	EL	EL
54	MOELCI II	30	25	20	75	EL	EL
55	MORESCO I	30	20	25	75	EL	EL
56	ZAMECO II	30	25	20	75	EL	EL
57	CEBECO III	30	25	20	75	EL	EL
58	ANTECO	25	25	25	75	L	EL
59	ISELCO II	30	25	20	75	EL	EL
60	SURSECO I	25	25	20	70	EL	EL
61	LEYECO II	35	20	15	70	EL	EL
62	MORESCO II	30	20	20	70	EL	EL
63	SURNECO	30	20	20	70	EL	EL
64	CASURECO III	25	25	20	70	EL	EL
65	SOLECO	25	25	20	70	EL	EL
66	LEYECO I	25	25	20	70	L	EL
67	SAMELCO II	25	20	25	70	L	EL
68	CASURECO I	25	20	20	65	L	L
69	OMECO	25	20	20	65	L	L
70	NORECO I	25	20	20	65	L	L
71	ILECO III	25	20	20	65	L	L
72	MOELCI I	25	20	20	65	L	L
73	NORSAMELCO	25	20	20	65	L	L
74	SURSECO II	25	20	20	65	L	L
75	LEYECO IV	25	20	20	65	L	L
76	ESAMELCO	25	20	20	65	L	L
77	ABRECO	25	20	20	65	L	L
78	SORECO I	25	20	20	65	L	L
79	ZAMECO I	30	20	15	65	L	L
80	SAMELCO I	25	20	20	65	L	L
81	FLECO	30	20	15	65	L	L
82	CASURECO IV	20	20	20	60	L	L
83	MARELCO	20	20	20	60	L	L
84	FICELCO	20	20	20	60	L	L
85	AURELCO	20	20	20	60	L	L
86	MASELCO	25	20	15	60	L	L
87	KAELCO	20	20	20	60	L	L
88	MOPRECO	20	20	20	60	L	L


  
*AS*
  
*YBS*
  
*ELCO*



**2006 CLASSIFICATION OF ELECTRIC COOPERATIVES\***

NO.	COOPERATIVES	POINT SCORE				CLASSIFICATION	
		SALES	CONNECTIONS	KM OF LINES	TOTAL POINT SCORE	2005	2006
89	TIELCO	20	20	20	60	L	L
90	LEYECO III	20	20	15	55	L	L
91	GUIMELCO	20	15	20	55	L	L
92	QUEZELCO II	20	20	15	55	L	L
93	BASELCO	20	20	15	55	L	L
94	SULECO	20	15	15	50	M	M
95	BILECO	20	15	15	50	M	M
96	IFELCO	20	15	15	50	M	M
97	PROSIELCO	20	15	15	50	M	M
98	CAMELCO	20	15	15	50	M	M
99	SIARELCO	20	15	15	50	M	M
100	PRESKO	20	15	10	45	M	M
101	BANELCO	20	15	10	45	M	M
102	ROMELCO	20	10	15	45	M	M
103	CELCO	20	10	15	45	M	M
104	BATANELCO	20	10	10	40	S	S
105	BISELCO	20	10	10	40	S	S
106	DIELCO	20	10	10	40	S	S
107	LUBELCO	20	10	10	40	S	S
108	SIASELCO	20	10	10	40	S	S
109	TAWELCO	20	10	10	40	S	S
110	TISELCO	20	10	10	40	S	S

\* Excluding 10 ECs which were not evaluated

*Raymond*  
*Micromo*  
*For*  
*Eric*  
*John*

## 2006 EC CATEGORIZATION

COOPERATIVE	Amortization Payment		System Loss		Collection Efficiency	Payment to		Non-Power Cost	Brgy. Energization		Demerit Points		2006		2005
	Major	Incentive	Major	Incentive		GENCO	TRANSCO		Major	Incentive	Cash Advance	Total	Category	Category	

### REGION I

ILOCOS NORTE	C		14		100	C	C	Within	100		5		A+	A+
	20	2	20		15	10	5	10	10		0	92		
ILOCOS SUR	C		14		100	C	C	Within	99		11		A+	A+
	20	5	20		15	10	5	10	8		0	93		
LA UNION	C		14		100	C	C	Within	100		41		A+	A+
	20	1	20		15	10	5	10	10		0	91		
CENTRAL PANGASINAN	Res #		17		96	1	C	Within	100		46		B	B
	20		0	2	15	8	5	10	10		0	70		

*Handwritten notes and signatures:*  
 2006 EC CATEGORIZATION  
 2006  
 [Signatures]

## 2006 EC CATEGORIZATION

COOPERATIVE	Amortization Payment		System Loss		Collection Efficiency	Payment to		Non-Power Cost	Brgy. Energization		Demerit Points		2006		2005
	Major	Incentive	Major	Incentive		GENCO	TRANSCO		Major	Incentive	Cash Advance	Total	Category	Category	

### REGION II

BATANES	C		9.5		100	C		Within	100		44		A+	A+
	20	5	25		15	15		10	10		0	100		
CAGAYAN I	C		13		100	C	C	Within	93		49		A+	A+
	20	1	21		15	10	5	10	8		0	90		
CAGAYAN II	C		17		98	C	C	Within	94		32		A	B
	20	5	0	1	15	10	5	10	8	1	0	75		
ISABELA I	Res #		15		90	1	1	(1)	100		37		B	A
	20		5		10	8	4	8	10		0	65		
ISABELA II	C		19		96	C	C	Within	94		213		B	B
	20	3	0		15	10	5	10	8		(4)	67		

*At present  
of Cagayan*

*[Handwritten signatures]*

## 2006 EC CATEGORIZATION

COOPERATIVE	Amortization Payment		System Loss		Collection Efficiency	Payment to		Non-Power Cost	Brgy. Energization		Demerit Points Cash Advance	2006		2005
	Major	Incentive	Major	Incentive		GENCO	TRANSCO		Major	Incentive		Total	Category	Category

### CORDILLERA AUTONOMOUS REGION (CAR)

ABRA	C		14		100	C	C	Within	100		47		A+	A+
	20		20		15	10	5	10	10		0	90		
BENGUET	R		13		100	C*	C*	Within	99		35		C	C
	(8)		21		15	10	5	10	8		0	61		
IFUGAO	C		21		92	C	C	Within	97		0		B	C
	20		0		12	10	5	10	8		0	65		
KALINGA-APAYAO	C		14		96	3	1	Within	86**		44		A	A
	20		20		15	0	4	10	6		0	75		
MT. PROVINCE	C		17		98	C	C	Within	100		28		B	B
	20		0		15	10	5	10	10		0	70		

\* With underbilling

\*\* Reduction from 87% in 2005 due to the increase in the number of potential barangay from 217 to 221

*20yms*  
*MT. Province*  
*Ms. [Signature]*  
*[Signature]*

## 2006 EC CATEGORIZATION

COOPERATIVE	Amortization Payment		System Loss		Collection Efficiency	Payment to		Non-Power Cost	Brgy. Energization		Demerit Points Cash Advance	2006		2005
	Major	Incentive	Major	Incentive		GENCO	TRANSCO		Major	Incentive		Total	Category	Category
<b>REGION III</b>														
AURORA	C		16		97	C	C	Within	93		1		B	A
	20	1	0		15	10	5	10	8		0	69		
TARLAC I	C		9.37		97	C	C	Within	100		48		A+	A+
	20	5	25		15	10	5	10	10		0	100		
TARLAC II	C		11		95	C	C	Within	100		3		A+	A+
	20	5	23		15	10	5	10	10		0	98		
NUEVA ECIJA I	Res #		21		93	C	C	Within	100		27		B	D
	20		0		13	10	5	10	10		0	68		
NUEVA ECIJA II - Area 1	Res #		22		97	C*	C	Within	100		26		B	C
	20		0		15	10	5	10	10		0	70		
NUEVA ECIJA II - Area 2	C		12		93	C	C	Within	100		35		A+	A+
	20		22	2	13	10	5	10	10		0	92		
PRESCO	C		12		94	C	C	Within	100		39		A+	A+
	20	1	22		14	10	5	10	10		0	92		
PAMPANGA I	Res #		15		90	C	C	Within	100		1		A	B
	20	2	5	3	10	10	5	10	10		0	75		
PAMPANGA II	R		19		86	7	C	Within	98		64		E	E
	(8)		0	4	6	0	5	10	8		(1)	24		
PAMPANGA III	Res #		24		92	5	C		100		115		D	D
	20		0		12	0	5	0	10		(2)	45		
PENINSULA (BATAAN)	C		12		100	C	C	Within	100		46		A+	A+
	20	5	22		15	10	5	10	10		0	97		
ZAMBALES I	C		19		90	C	C	Within	98		16		C	B
	20	1	0		10	10	5	10	8		0	64		
ZAMBALES II	C		14		100	C	C	Within	100		28		A+	A
	20		20		15	10	5	10	10		0	90		

\* With offsetting scheme with NPC

*Blaym*  
*Atencio*  
*1/23/06*  
*1/23/06*

## 2006 EC CATEGORIZATION

COOPERATIVE	Amortization Payment		System Loss		Collection Efficiency	Payment to		Non-Power Cost	Brgy. Energization		Demerit Points	2006		2005
	Major	Incentive	Major	Incentive		GENCO	TRANSCO		Major	Incentive	Cash Advance	Total	Category	Category

### REGION IV - A (CALABARZON)

LAGUNA	Res C		23		88	Res-2	1	Within	100		145		D	E
	15		0		8	0	4	10	10		(2)	45		
BATANGAS I	C		14		98	C	C	Within	100		0		A+	A+
	20	5	20		15	10	5	10	10		0	95		
BATANGAS II	Res #		13		95	1	C	Within	100		11		A+	A
	20	3	21		15	8	5	10	10		0	92		
QUEZON I	C		18		91	C*	1	(1)	100		41		B	D
	20	5	0		11	10	4	8	10		0	68		
QUEZON II	C		18		96	Res-2	C	Within	97		43		C	C
	20		0		15	0	5	10	8		0	58		

\* With moratorium due to typhoon Reming

*Handwritten notes and signatures:*  
 2006  
 Payment  
 Mr. C  
 Mr. C  
 Mr. C

## 2006 EC CATEGORIZATION

COOPERATIVE	Amortization Payment		System Loss		Collection Efficiency	Payment to		Non-Power Cost	Brgy. Energization		Demerit Points	2006		2005
	Major	Incentive	Major	Incentive		GENCO	TRANSCO		Major	Incentive	Cash Advance	Total	Category	Category
<b>REGION IV - B (MIMAROPA)</b>														
LUBANG	R		22		89	C		(3)	96		73		E	D
	(8)		0		9	15		4	8		(1)	27		
OCCIDENTAL MINDORO	C		20		99	1*		Within	99		198		C	B
	20		0		15	12		10	8		(3)	62		
ORIENTAL MINDORO	C		13		98	C		Within	99		3		A+	A+
	20	4	21		15	15		10	8		0	93		
MARINDUQUE	C		16		96	C		(2)	100		26		B	A+
	20	1	0		15	15		6	10		0	67		
TABLAS	C		8.79		98	C		Within	100		7		A+	A+
	20		25	1	15	15		10	10		0	96		
ROMBLON	C		14		99	1		Within	100		43		A	A+
	20		20		15	12		10	10		0	87		
BUSUANGA	C		14		81	C		(5)	97		157		B	D
	20	4	20	1	1	15		0	8		(3)	66		

\* For reconciliation

*Handwritten signatures and initials:*  
 J. Cayul  
 At...  
 M...  
 G...  
 A...

## 2006 EC CATEGORIZATION

COOPERATIVE	Amortization Payment		System Loss		Collection Efficiency	Payment to		Non-Power Cost	Brgy. Energization		Demerit Points Cash Advance	2006		2005
	Major	Incentive	Major	Incentive		GENCO	TRANSCO		Major	Incentive		Total	Category	Category

### REGION V

CAMARINES NORTE	Res-1		12		92	C	C*	Within	100		42		A	C
	10		22	3	12	10	5	10	10		0	82		
CAMARINES SUR I	R		22		96	Res-4	2	(4)	100**		524		E	E
	(8)		0		15	(3)	2	2	10		(10)	8		
CAMARINES SUR II	Res #		20		87	2	C	(2)	100		1,178		D	D
	20		0		7	5	5	6	10		(20)	33		
CAMARINES SUR III	R		22		80	7	Res-1	Within	100		1,229		E	E
	(8)		0	3	0	0	2	10	10		(20)	(3)		
CAMARINES SUR IV	C		20		91	1	C	Within	100		4		C	B
	20		0		11	8	5	10	10		0	64		
ALBAY	R		23		85	Res-8	C	(3)	99		1,476		E	E
	(8)		0		5	(3)	5	4	8		(20)	(9)		
SORSOGON I	R		20***		83	Res-5	Res-1	Within	100		172		E	D
	(8)		0		3	(3)	2	10	10		(3)	11		
CATANDUANES	Res #		14		100	1		Within	100		55		A	A
	20		20		15	12		10	10		(1)	86		
MASBATE	R		21		85	Res-3		Within	62		100		E	E
	(8)		0		5	(5)		10	4		(2)	4		
TICAO	R		29		82	19		Within	64		91		E	E
	(8)		0		2	0		10	4		(1)	7		

\* Penalties subject to condonation

\*\* Excluding 14 barangays under San Pascual municipal government

\*\*\* Using November 2006 data due to abnormal billing in Dec 2006 brought about by typhoon Reming

*Handwritten signatures and initials:*  
 P. Cayano  
 P. Alvarez  
 M. J. [unclear]  
 E. [unclear]  
 [unclear]



## 2006 EC CATEGORIZATION

COOPERATIVE	Amortization Payment		System Loss		Collection Efficiency	Payment to		Non-Power Cost	Brgy. Energization		Demerit Points Cash Advance	2006		2005
	Major	Incentive	Major	Incentive		GENCO	TRANSCO		Major	Incentive		Total	Category	Category

### REGION VI

AKLAN	Res #		13		96	C	1	Within	99		6		A+	A+
	20		21	1	15	10	4	10	8	1	0	90		
ANTIQUE	C		11		97	C	C	Within	98	19	42		A+	A+
	20		23	1	15	10	5	10	8	1	0	93		
CAPIZ	C		14		96	Res-C*	2	Within	100		48		A+	A+
	20	3	20		15	10	2	10	10		0	90		
ILOILO I	C		11		100	C	C	Within	100		0		A+	A+
	20	5	23	1	15	10	5	10	10		0	99		
ILOILO II	C		14		96	C	C	Within	100		43		A+	A+
	20	5	20		15	10	5	10	10		0	95		
ILOILO III	C		10		92	C	C	Within	100		96		A+	A
	20		24	4	12	10	5	10	10		(1)	94		
GUIMARAS	C		16		99	C	1	Within	100		42		B	A
	20	1	0		15	10	4	10	10		0	70		
VRESCO	C		15		96	C	C	Within	100		47		A	B
	20	5	5		15	10	5	10	10		0	80		
CENTRAL NEGROS	C		13		100	1	C	Within	97		5		A+	A+
	20	5	21	1	15	8	5	10	8		0	93		

\* With offsetting scheme with NPC

*Handwritten signatures and initials:*  
 2006  
 MTC  
 MTC  
 MTC  
 MTC  
 MTC

## 2006 EC CATEGORIZATION

COOPERATIVE	Amortization Payment		System Loss		Collection Efficiency	Payment to		Non-Power Cost	Brgy. Energization		Demerit Points	2006		2005
	Major	Incentive	Major	Incentive		GENCO	TRANSCO		Major	Incentive	Cash Advance	Total	Category	Category

### REGION VII

NEGROS OR. I	C		14		97	C	C	Within	99	31	27		A+	A+
	20	4	20		15	10	5	10	8	2	0	94		
NEGROS OR. II	C		12		93	C	C	Within	99		13		A+	A+
	20	5	22		13	10	5	10	8		0	93		
BANTAYAN	C		11		98	1*		(1)	100		39		A+	A+
	20	5	23		15	12		8	10		0	93		
CEBU I	C		9.30		100	C**	C**	Within	100		0		A+	A+
	20		25		15	10	5	10	10		0	95		
CEBU II	C		9.20		100	C**	C**	Within	99		0		A+	A+
	20		25	1	15	10	5	10	8		0	94		
CEBU III	C		6.95		100	C		Within	100		0		A+	A+
	20		25		15	15		10	10		0	95		
SIQUIJOR	C		9.21		100	C		Within	100		0		A+	A+
	20	5	25		15	15		10	10		0	100		
CAMOTES	C		8.63		100	C		(5)	100		0		A+	A+
	20	5	25	1	15	15		0	10		0	91		
BOHOL I	C		7.30		100	C	C	Within	100		2		A+	A+
	20		25		15	10	5	10	10		0	95		
BOHOL II	C		12		100	C	C	Within	100		39		A+	A+
	20	1	22		15	10	5	10	10		0	93		

\* For reconcialation

\*\* Under court litigation

*Handwritten signatures and initials:*  
 MBO  
 [Signature]  
 [Signature]

## 2006 EC CATEGORIZATION

COOPERATIVE	Amortization Payment		System Loss		Collection Efficiency	Payment to		Non-Power Cost	Brgy. Energization		Demerit Points Cash Advance	2006		2005
	Major	Incentive	Major	Incentive		GENCO	TRANSCO		Major	Incentive		Total	Category	Category

### REGION VIII

LEYTE I/DORELCO	Res #		19		99	1	C	Within	99		41		B	C
	20		0	1	15	8	5	10	8		0	67		
LEYTE II	C		13		96	C	C	Within	100		25		A+	A+
	20	1	21	1	15	10	5	10	10		0	93		
LEYTE III	C		19		92	C	C	Within	100		145		B	B
	20		0		12	10	5	10	10		(2)	65		
LEYTE IV	C		14		100	C	C	Within	100		6		A+	A+
	20	1	20		15	10	5	10	10		0	91		
LEYTE V	C		13		97	C	C	Within	100		45		A+	A+
	20		21		15	10	5	10	10		0	91		
SOUTHERN LEYTE	C		15		92	C	C	Within	97		8		A	A+
	20	5	5		12	10	5	10	8		0	75		
BILIRAN	C		17		100	C	C	Within	100		39		A	A
	20	5	0		15	10	5	10	10		0	75		
NORTHERN SAMAR	R		18		89	2	Res-2	(7)	81	76	1,457		E	E
	(8)		0		9	5	0	0	6	2	(20)	(6)		
SAMAR I	Res #		14		93	4	C	(3)	88	12	1,530		D	C
	20		20	1	13	0	5	4	6	1	(20)	50		
SAMAR II	C		14		96	C	C	Within	93		41		A+	A+
	20	5	20		15	10	5	10	8		0	93		
EASTERN SAMAR	Res #		17		97	1	Res-2	Within	86	25	43		C	D
	20		0	1	15	8	0	10	6	2	0	62		

*Handwritten signatures and initials:*  
 J. O. ...  
 ...  
 ...



## 2006 EC CATEGORIZATION

COOPERATIVE	Amortization Payment		System Loss		Collection Efficiency	Payment to		Non-Power Cost	Brgy. Energization		Demerit Points	2006		2005
	Major	Incentive	Major	Incentive		GENCO	TRANSCO		Major	Incentive	Cash Advance	Total	Category	Category

### REGION IX

ZAMBOANGA NORTE	C		14		94	C*	C*	(4)	89	28	92		A	C
	20		20	2	14	10	5	2	6	2	(1)	80		
ZAMBOANGA SUR I	C		18		100	C	C	Within	89	36	13		B	B
	20	5	0		15	10	5	10	6	2	0	73		
ZAMBOANGA SUR II	C		13		99	C	C	Within	87	17	49		A+	A+
	20	5	21		15	10	5	10	6	1	0	93		
ZAMBOANGA CITY	C		18		99	Res-C	C	Within	100		31		B	B
	20	5	0		15	8	5	10	10		0	73		

\* Penalties for condonation

*at Cagayan*  
*AT Cagayan*  
*100 points*  
  


## 2006 EC CATEGORIZATION

COOPERATIVE	Amortization Payment		System Loss		Collection Efficiency	Payment to		Non-Power Cost	Brgy. Energization		Demerit Points	2006		2005
	Major	Incentive	Major	Incentive		GENCO	TRANSCO		Major	Incentive	Cash Advance	Total	Category	Category

### REGION X

MISAMIS OCCIDENTAL I	C		13		94	3	C	(4)	95		17		A	A+
	20	5	21		14	0	5	2	8		0	75		
MISAMIS OCCIDENTAL II	Res #		14		100	C	C	Within	100		35		A+	A+
	20	5	20		15	10	5	10	10		0	95		
MISAMIS ORIENTAL I	C		6.67		100	C*	C*	(1)	100		47		A+	A+
	20	5	25		15	10	5	8	10		0	98		
MISAMIS ORIENTAL II	C		12		96	C	C	Within	100		0		A+	A+
	20	5	22		15	10	5	10	10		0	97		
BUKIDNON I	C		16		97	C	C	Within	99		39		B	A+
	20	5	0		15	10	5	10	8		0	73		
BUKIDNON II	C		17		93	C	C	Within	100		45		A	B
	20	5	0	2	13	10	5	10	10		0	75		
CAMIGUIN	C		14		93	2	1	Within	100		32		A	A+
	20	5	20		13	5	4	10	10		0	87		
LANAO NORTE	C		9.94		100	1	C	Within	80	16	25		A+	A+
	20	5	24	1	15	8	5	10	6	1	0	95		

\* With underbilling

*Handwritten signatures and notes:*  
 2006  
 MISAMIS  
 BUKIDNON  
 CAMIGUIN  
 LANAO NORTE

## 2006 EC CATEGORIZATION

COOPERATIVE	Amortization Payment		System Loss		Collection Efficiency	Payment to		Non-Power Cost	Brgy. Energization		Demerit Points Cash Advance	2006		2005
	Major	Incentive	Major	Incentive		GENCO	TRANSCO		Major	Incentive		Total	Category	Category

### REGION XI

DAVAO ORIENTAL	C		8.87		100	C	C	Within	100		28		A+	A+
	20	5	25		15	10	5	10	10		0	100		
DAVAO NORTE	C		17		97	C*	C*	Within	99		78		B	B
	20		0		15	10	5	10	8		(1)	67		
DAVAO SUR	C		9.03		97	C	C	Within	98	46	39		A+	A+
	20	5	25		15	10	5	10	8	2	0	100		

\* With underbilling

### REGION XII

NORTH COTABATO	C		15		95	C	C	Within	93		39		A	D
	20	5	5	2	15	10	5	10	8		0	80		
SOUTH COTABATO I	C		14		100	C	C	Within	100		28		A+	A+
	20	4	20		15	10	5	10	10		0	94		
SOUTH COTABATO II	C		14		95	C	C	Within	94		47		A+	A+
	20	5	20		15	10	5	10	8		0	93		
SULTAN KUDARAT	C		14		95	C	C	Within	94	22	32		A+	A+
	20	4	20		15	10	5	10	8	2	0	94		

*Handwritten signatures and initials:*  
 2006  
 Atencio  
 Mo  
 Pina  
 [Signature]  
 [Signature]

## 2006 EC CATEGORIZATION

COOPERATIVE	Amortization Payment		System Loss		Collection Efficiency	Payment to		Non-Power Cost	Brgy. Energization		Demerit Points	2006		2005
	Major	Incentive	Major	Incentive		GENCO	TRANSCO		Major	Incentive	Cash Advance	Total	Category	Category
<b>AUTONOMOUS REGION IN MUSLIM MINDANAO (ARMM)</b>														
TAWI TAWI	R-5		39		47	40			76		3,147		E	NC
	(2)		0		0	0		0	4		(20)	(18)		
SIASI ISLAND	C		15		80	Res - 5*		(18)	65		35		E	A
	20	5	5		0	(5)		0	4		0	29		
SULU	C		42		53	26			56		4,435		E	E
	20	1	0		0	0		0	2		(20)	3		
BASILAN	R		21		70	Res-44		(10)	97		1,040		E	E
	(8)		0		0	(5)		0	8		(20)	(25)		
CAGAYAN DE SULU	NON-COMPLYING											NC	E	
LANAO SUR	NON-COMPLYING											NC	NC	
MAGUINDANAO	C		30		86	2	1	(1)	82	14	276		D	C
	20	5	0		6	5	4	8	6	1	(5)	50		

\* With offsetting scheme with NPC

*Handwritten signatures and initials:*  
 2006  
 M. C. M.  
 E. J.  
 A. J.

## 2006 EC CATEGORIZATION

COOPERATIVE	Amortization Payment		System Loss		Collection Efficiency	Payment to		Non-Power Cost	Brgy. Energization		Demerit Points Cash Advance	2006		2005
	Major	Incentive	Major	Incentive		GENCO	TRANSCO		Major	Incentive		Total	Category	Category

### CARAGA

AGUSAN NORTE	C		14		95	C	C	Within	100		9		A+	A+
	20	5	20		15	10	5	10	10		0	95		
AGUSAN SUR	C		14		97	C	C	(2)	100		29		A+	A+
	20	5	20		15	10	5	6	10		0	91		
SURIGAO NORTE	C		19		95	1*	C	Within	100		3		B	B
	20	1	0	2	15	8	5	10	10		0	71		
SIARGAO	C		7.92		100	C	C	Within	100		0		A+	A+
	20	3	25	2	15	10	5	10	10		0	100		
DINAGAT ISLAND	C		7.05		99	C		Within	94		0		A+	A+
	20		25	4	15	15		10	8		0	97		
SURIGAO SUR I	C		15		96	C	C	Within	100		32		A	A+
	20		5		15	10	5	10	10		0	75		
SURIGAO SUR II	C		13		99	C	C	Within	100		2		A+	A+
	20	1	21	1	15	10	5	10	10		0	93		

\* With offsetting scheme with NPC

- C - Current
- Res - Restructured
- Res # - With restructured loan but regularly paying amortization for the past two (2) years

*Handwritten signatures and initials:*  
 M. C. ...  
 ...  
 ...